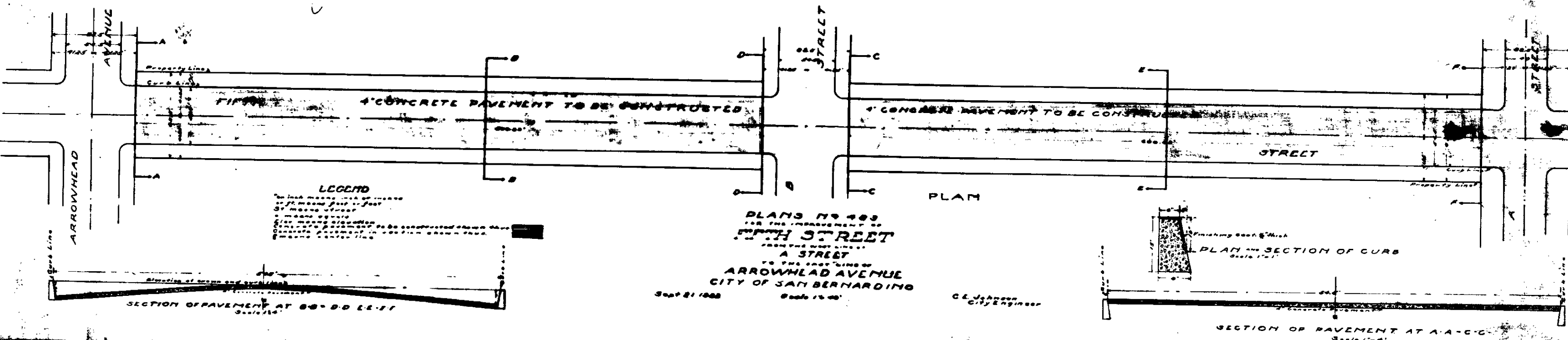
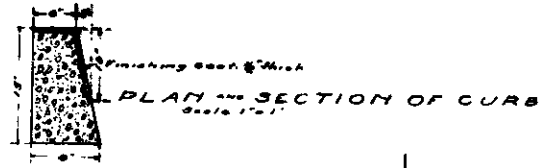


OK



LEGEND
 - - - - - means foot or feet
 - - - - - means foot or feet
 - - - - - means foot or feet
 - - - - - means foot or feet
 - - - - - means foot or feet
 - - - - - means foot or feet
 - - - - - means foot or feet
 - - - - - means foot or feet

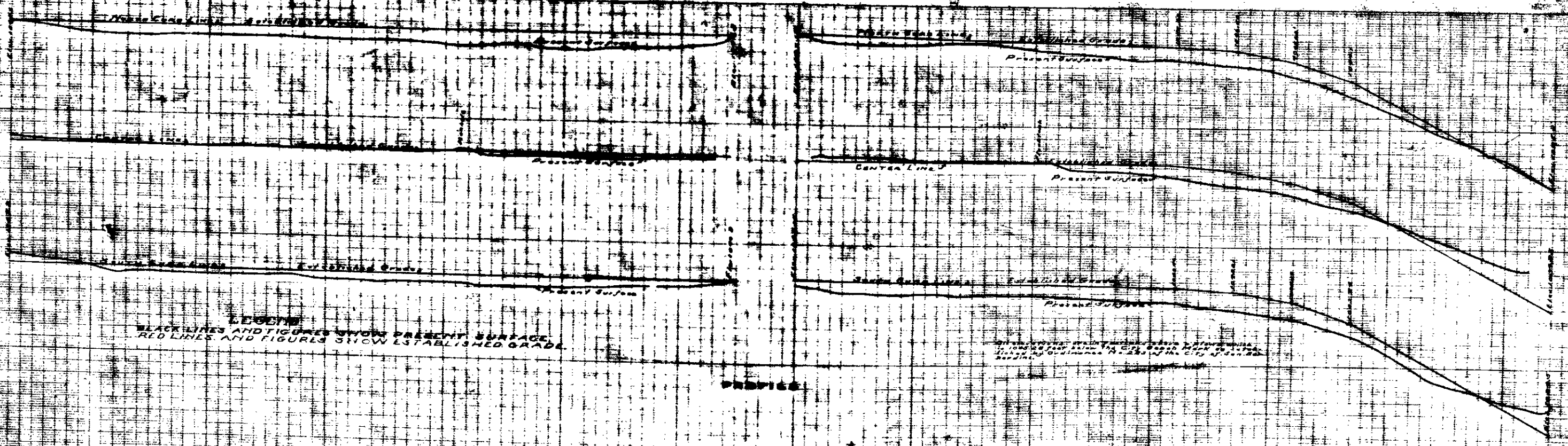
PLANS NO. 403
 FOR THE IMPROVEMENT OF
ARROWHEAD AVENUE
 FROM THE WEST LINE OF
A STREET
 TO THE EAST LINE OF
ARROWHEAD AVENUE
 CITY OF SAN BERNARDINO
 Sept 21 1922 Date 12-20-22
 C.E. Johnson
 City Engineer



PLAN AND SECTION OF CURB
 Scale 1/2" = 1'

SECTION OF PAVEMENT AT B-B
 Scale 1/2" = 1'

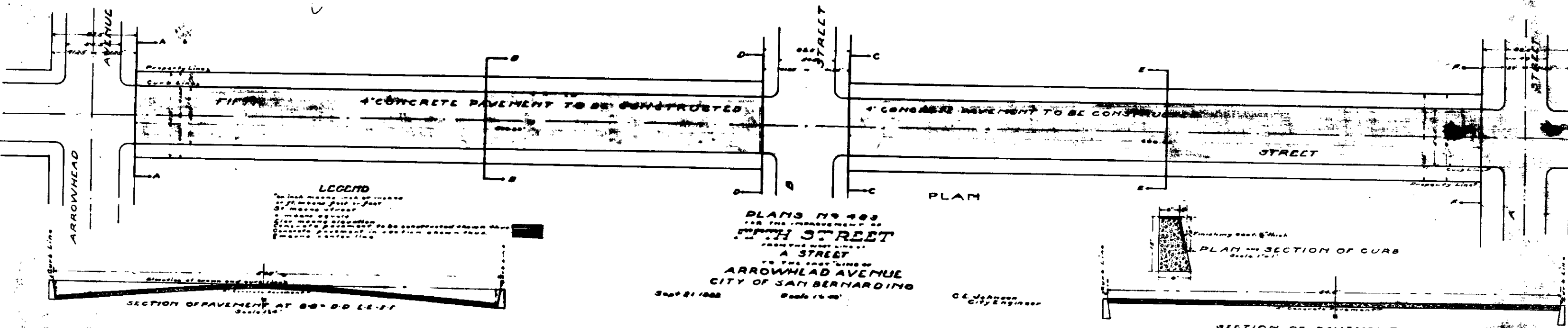
SECTION OF PAVEMENT AT A-A-C-C
 Scale 1/2" = 1'



LEGEND
 BLACK LINES AND FIGURES SHOW PRESENT SURFACE.
 RED LINES AND FIGURES SHOW ESTABLISHED GRADE.

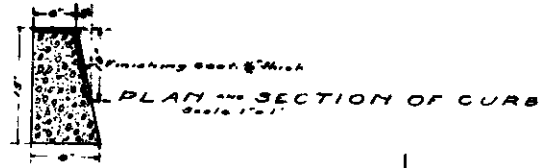
Vertical Curve Data:
 100' + 0.00' = 100' + 0.00'
 100' + 0.00' = 100' + 0.00'
 100' + 0.00' = 100' + 0.00'

OK



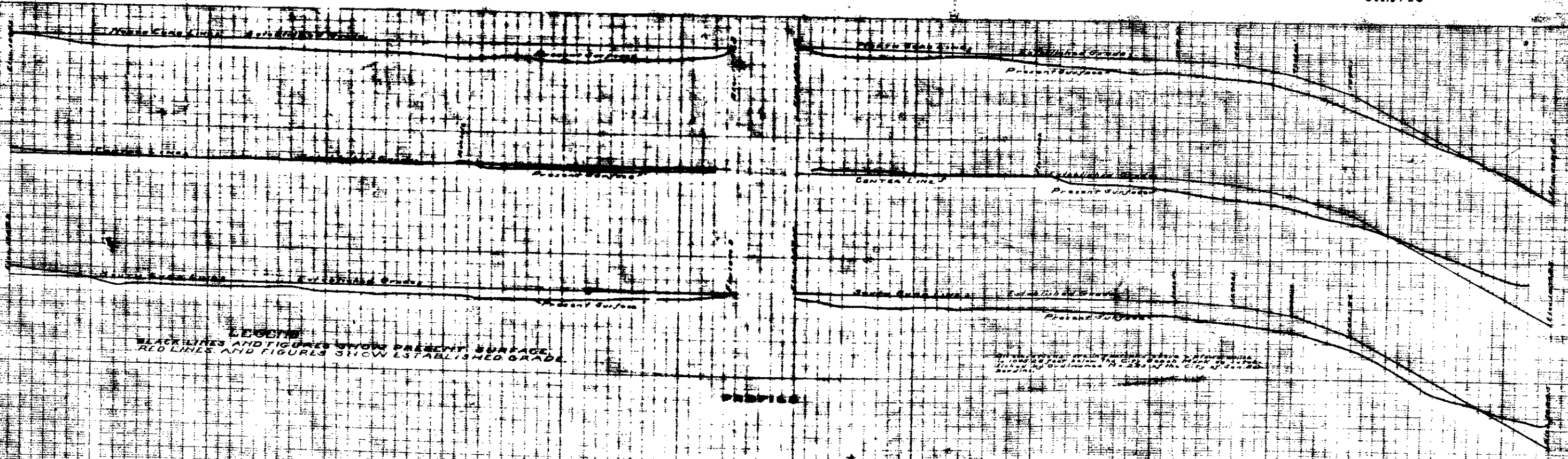
LEGEND
 - - - - - means foot or feet
 - - - - - means foot or feet
 - - - - - means foot or feet
 - - - - - means foot or feet
 - - - - - means foot or feet
 - - - - - means foot or feet
 - - - - - means foot or feet

PLANS NO. 403
 FOR THE IMPROVEMENT OF
ARROWHEAD AVENUE
 FROM THE WEST LINE OF
A STREET
 TO THE EAST LINE OF
ARROWHEAD AVENUE
 CITY OF SAN BERNARDINO
 Sept 21 1922 Date 12-20-22
 C. E. Johnson
 City Engineer



SECTION OF PAVEMENT AT B-B - D-D E-E - F-F
 Scale 1/2" = 1'-0"

SECTION OF PAVEMENT AT A-A - C-C
 Scale 1/2" = 1'-0"



LEGEND
 BLACK LINES AND FIGURES SHOW PRESENT SURFACE.
 RED LINES AND FIGURES SHOW ESTABLISHED GRADE.

On the proposed profile, the existing surface is shown in black lines and figures, and the established grade is shown in red lines and figures. The proposed profile is shown in black lines and figures. The established grade is shown in red lines and figures. The proposed profile is shown in black lines and figures. The established grade is shown in red lines and figures.

PROFILES